



Tung Koon School



2025-2026

(Second Term)

Primary 1

Dictation Booklet



Class: P.1 _____

Name: _____

Contents

	Week	Date	Scope of Dictation
1.	6	19 th / 20 th January, 2026	Book 1A Unit 5
2.	8	2 nd / 3 rd February, 2026	Book 1A Unit 6
3.	12	2 nd / 3 rd March, 2026	Book 1B Unit 1 (Vocabulary Quiz)

Marking Scheme

(評分準則)

默書分三部分：

(1) 拼音 (**Phonics**) 30%

■ 聆聽老師讀出的 5 個詞彙，分辨及圈出起始字音，每個正確答案 6 分

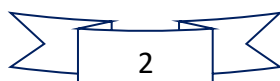
(2) 課文 (**Text**) 70%

■ 讀默默書範圍內的句子，填寫字詞，每個錯字扣 7 分

(3) 額外加分部分：主題詞語 (**Thematic Vocabulary**) 30%

■ 每個正確答案加 2 分

字詞小測 (**Vocabulary Quiz**)：



- 辨認字詞：題目形式包括配對圖畫 (Matching) 或填寫合適字詞 (Fill in the blanks)





TIPS FOR REVISING DICTATION

1. Know the dictation scope.
2. Circle the unfamiliar words.
3. Study in small parts.
4. Write the easy and familiar words first, then the new words.
(not too many — about 5 each time, in small groups).
5. Try to check and correct your own work.
6. Put marks on mistakes, e.g. circle the wrong word, so it's easy to review.
7. Study for 30 minutes, take a short break, then study again.
8. Before dictation, review the parts with marks.

*Tip: Do revision every other day helps memory.
For example, study on Day 1, Day 3, and Day 5*



REMINDERS FOR DICTATION

1. Prepare your stationery.
2. Stay calm and relaxed. If nervous, take deep breaths.
3. Listen carefully. Write only after the teacher finishes.
4. Write neatly and clearly. Don't write too slowly.
5. If you don't know a word, leave a blank space. Fill it in later.
6. If you can't hear clearly, raise your hand and ask the teacher.
7. When you finish, check your work.



Extract from 《家長小錦囊：默書新路向——創意．挑戰．愉快．自學》


A. Phonics (30% @6%)

Sounds:	Examples:		
e.g. /ch/	<u>(ch)</u> / sh / k) ip		
1. t	<u>t</u> ap	4. a	<u>a</u> nt
2. b	<u>b</u> ag	5. o	<u>o</u> ff
3. r	<u>r</u> ed		

B. Text (70% @7%)

e.g. _____ is a bear.

- This is a bear.
- It is tall and big.
- There are two lions.
- They are thin.














(16 words)

C. Thematic Vocabulary (30% @2%)

Topic: Animals

**Please refer to Word Bank p.27-28*

e.g.	_____ 				
1.	cat 	6.	bird 	11.	
2.	cow 	7.	tiger 	12.	
3.	dog 	8.	panda 	13.	
4.	hen 	9.	rabbit 	14.	
5.	pig 	10.	monkey 	15.	

A. Phonics (30% @6%)

Sounds:	Examples:		
e.g. /ch/	<u>(ch)</u> / sh / k) ip		
1. m	<u>m</u> at	4. e	<u>e</u> gg
2. s	<u>s</u> un	5. c	<u>c</u> ap
3. h	<u>h</u> am		

B. Text (70% @7%)

e.g. _____ is my puppet.

- This is my puppet.
- It is short and thin.
- It has small ears.
- It has a long tail.







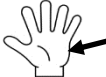






(18 words)












C. Thematic Vocabulary (30% @2%)







Topic: Body parts





**Please refer to Word Bank p.10*

e.g.	_____ 				
1.	ear 	6.	leg 	11.	
2.	eye 	7.	finger 	12.	
3.	nose 	8.	hand 	13.	
4.	mouth 	9.	foot 	14.	
5.	arm 	10.	toe 	15.	


Please study the following vocabulary items:

+ s		
	an apple / apples	 
	a banana / bananas	
	an orange / oranges	 
	a watermelon / watermelons	 

+ es		
	a mango / mangoes	 
	a peach / peaches	 

y + ies		
	a cherry / cherries	
	a strawberry / strawberries	

MY NOTES!



MY NOTES!

